



RoHS

# Specification

---

---

---

---


**1. Product naming rules**

**2. Features**

**3. Application range**

**. Radiation Pattern**

**5. Typical Optical/Electrical Characteristics Curves**

**/**

**6. Absolute Maximum Ratings**

**7. Package Dimensions**

**8. Welded plate Dimensions**

**9. Label**

**10. Tape Specifications**

**11. Reflow soldering instructions**

**12. Use the matters needing attention**



**ATTENTION**  
OBSERVE PRECAUTIONS  
FOR HANDLING  
ELECTROSTATIC  
DISCHARGE  
SENSITIVE  
DEVICES

	●

## Product naming rules

---




o

## Features

x

x

## Application range




UV  
UV Curing



UV  
UV Printing



UV  
UV Exposure



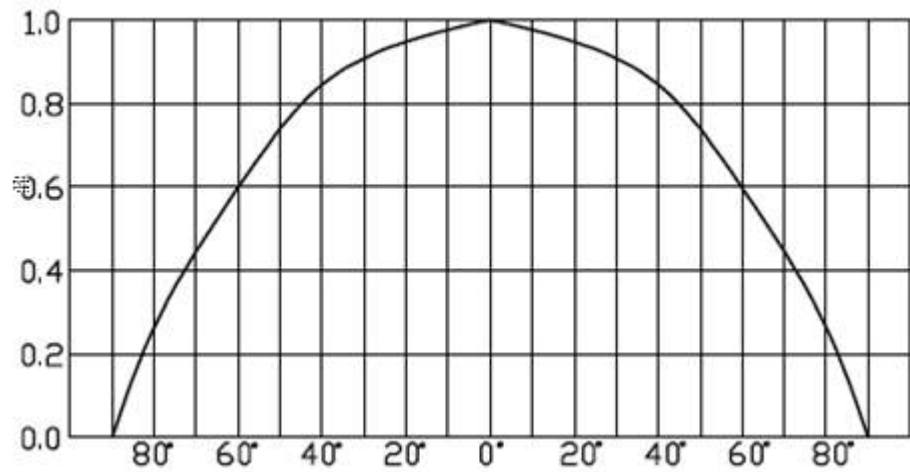
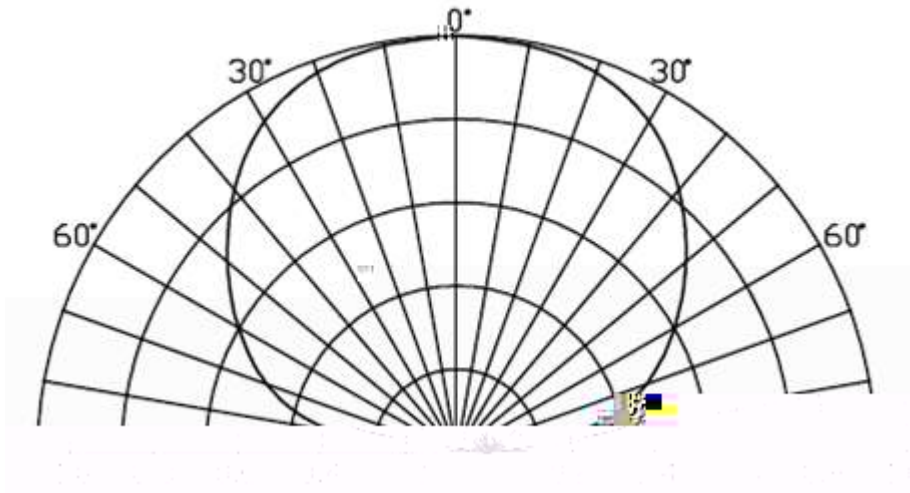
Nail Polish Curing



Mosquito Killer



## Radiation Pattern



## Typical Optical/Electrical Characteristics @Ta=25±7 °C

Symbol	Item	Min.	Typ.	Max.	Units	Test Conditions
	辐射功率			—		
	正向电压		—			
			—			
		—		—		
		—	—			
		—		—		
		—		—		

## Absolute Maximum Ratings 绝对最大额定值@H51& )±7

Item名称	Symbol 符号	Absolute Maximum Rating 绝对最大额定值	Units

### Notes注:

±

±

±

占空比,

脉冲宽度;

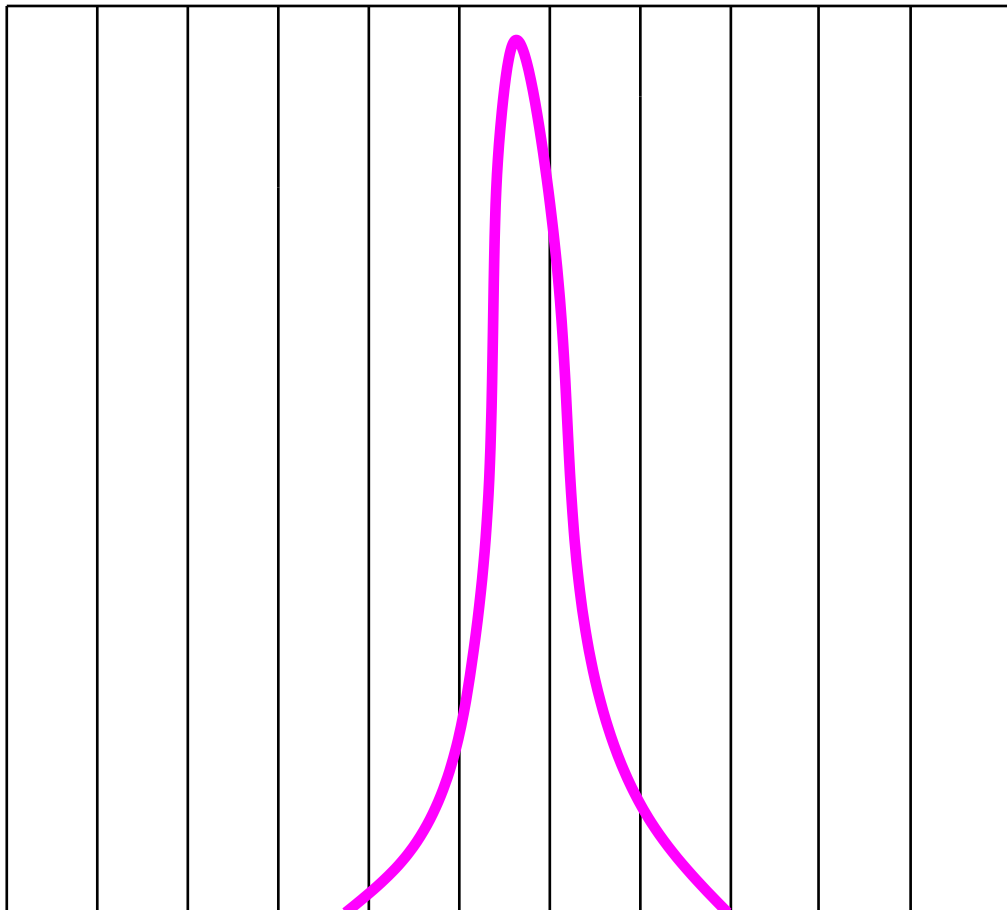
°C.基板温度不超过55°C。



## Typical Optical/Electrical Characteristics Curves ( $T_a=25^\circ\text{C}$ Unless Otherwise Noted )

典型光学/电性特征曲线 ( $T_a=25^\circ\text{C}$  除非另有注释)

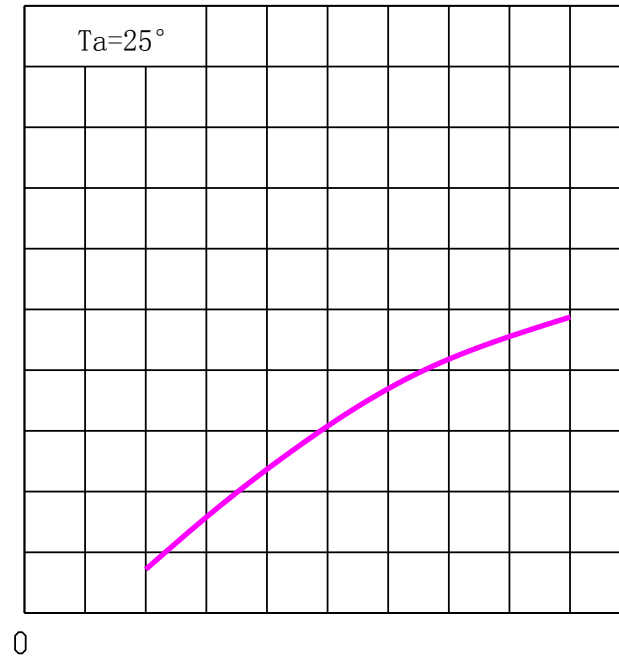
### (1) Wavelength Characteristics



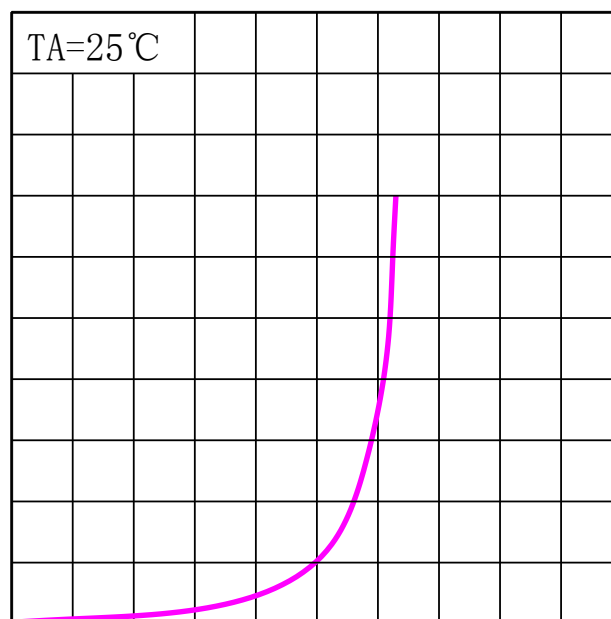
Wavelength  $\lambda$  (nm)



## (2) Relative Radiation Flux-IF



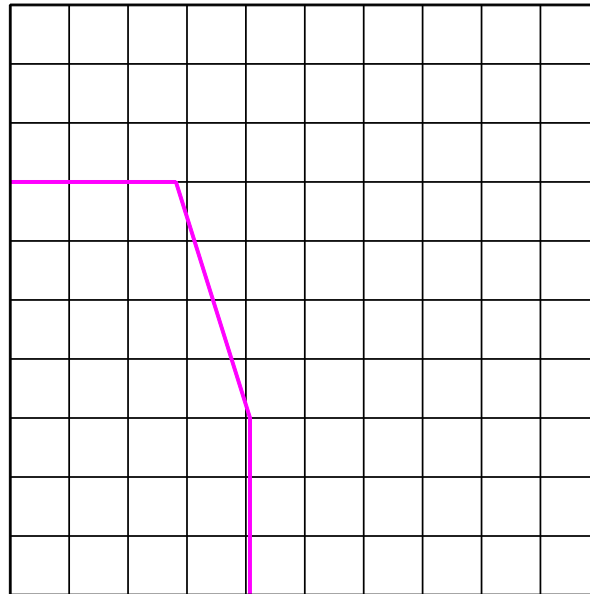
## (3) Relative IF-VF





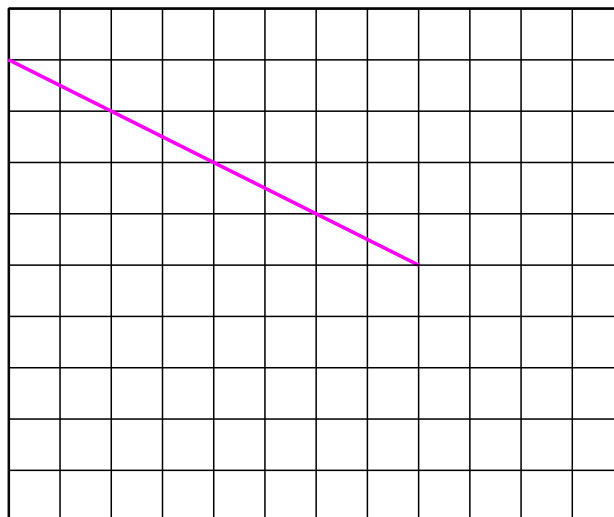


### (4) Allowable Forward Current-Ta



°C)

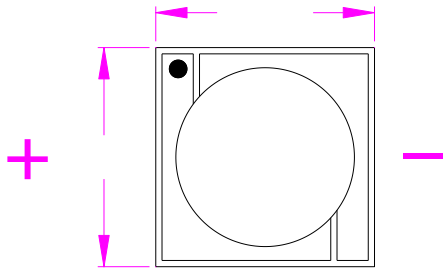
### (5) Radiation Flux-Ta



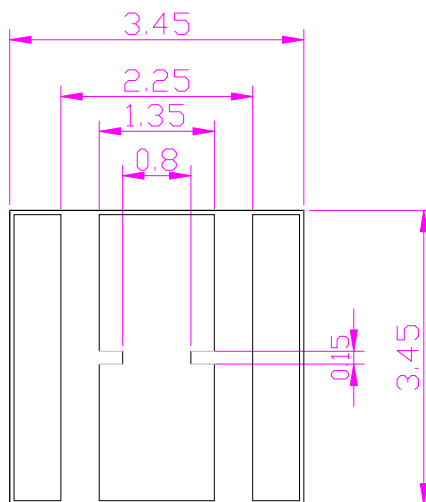
Ta (° )



## Package Dimensions



Notes :



## Label

:

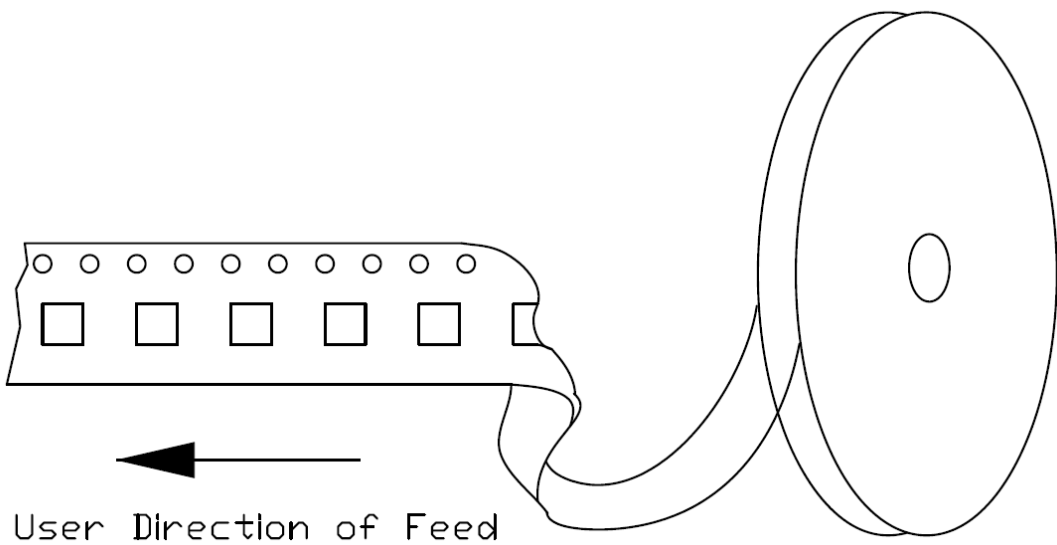
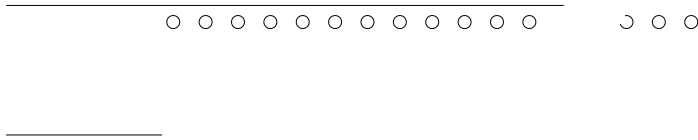




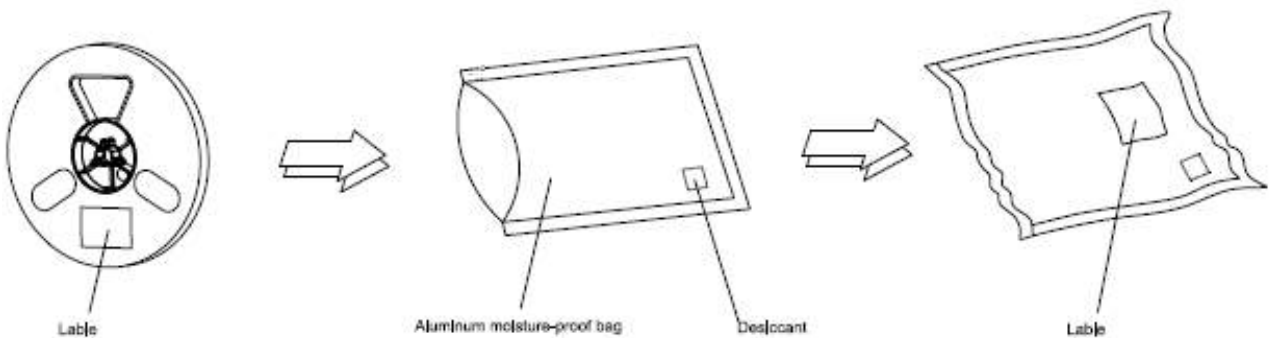
## Tape Specifications(Units:mm)

(1)Reel package ( 1000 pcs/reel)

1000 pcs/

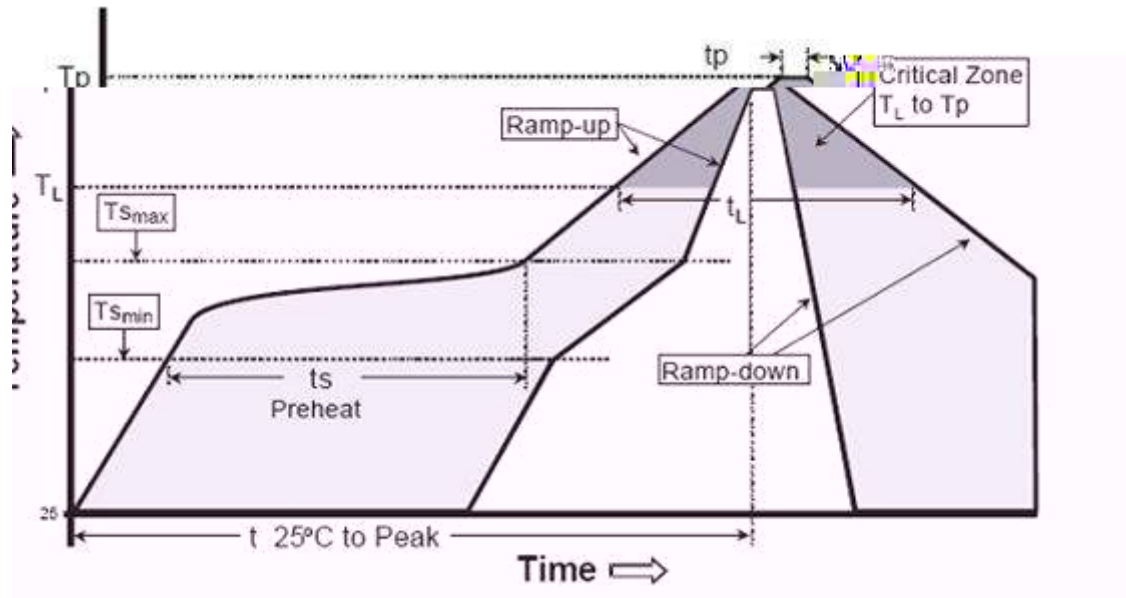


## (2)Moisture resistant packaging





## Reflow soldering instructions



Profile Feature	Lead-Based solder	Lead-Free Solder
	°C	°C
	°C	°C
	°C	°C
	°C	°C
	°C	°C
	°C	°C
°C		
	°C	°C
°C		

145°-165°-185°-210°-220°-240°-260°-240°

90cm/min

210°C-220°C

210°C-220°C

°C

## 使用注意事项

(storage)

LED	24H	5-30 °C	60%
		60 °C ±5 °C	12H

To avoid moisture, we recommend storage conditions for the unopened LED +5 ~ +30 °C, relative humidity <60%. LED should be used within 168 Hrs. of opening the package. Please make sure to dehumidify and vacuum pack the remaining/ unused LED. Dehumidifying condition: +120 °C ±5 °C, 04 Hrs. Effective age for the sealed led is one year.

(the assembly notes)

1000g	260 °C.
-------	---------

Soldering Conditions

During assembly, please ensure that a good quality thermal paste is applied and distributed evenly over the surface. While using thermal pad (Heat Sink), make sure LED is firmly tightened and there is no gap between surfaces. The need to ensure the cooling medium dielectric withstand test at least through 500V.

(drive control)

(other)

---

---


---

( Cl<sub>2</sub>, H<sub>2</sub>S NH<sub>3</sub> SO<sub>x</sub> NO<sub>x</sub>

---

Product is not suitable to use in following conditions;

- Direct or indirect wet / damp conditions, such as rain, etc;
- in contact with sea water and erosive materials;
- Exposed to corrosive gases (e.g., Cl<sub>2</sub>, H<sub>2</sub>S, NH<sub>3</sub>, SO<sub>x</sub>, NO<sub>x</sub>, etc.);
- Exposed to dust, liquids or oils;



**Notes注:**

°C,

°C

°C